

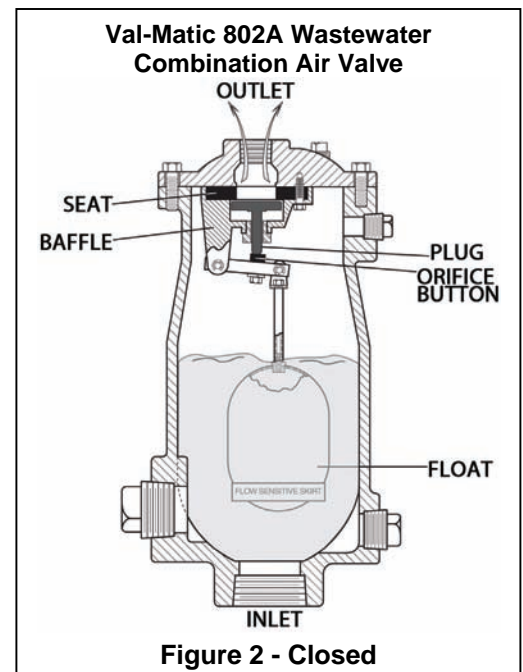
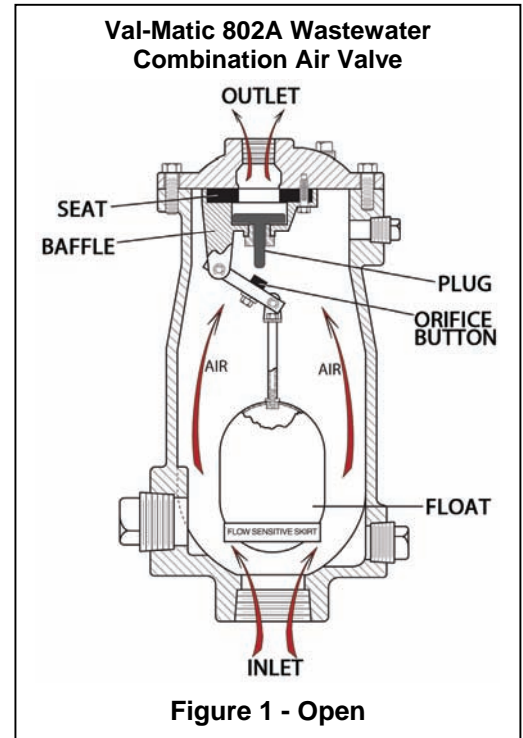
## Val-Matic Wastewater Combination Air Valve Coating Test

Located within a half mile of two water and wastewater treatment facilities, Val-Matic Valve & Mfg. Corp. is fortunate to have working environments available for valve testing. In June of 2006, Val-Matic engineers had the opportunity to compare multiple valve interior coatings at the Salt Creek Sanitary District Water and Waste Treatment Plant (SCSD WWTP) in Villa Park, IL. The plant agreed to a trial installation of four 2-inch Val-Matic 802A combination air valves, each with different coatings. The objective of Val-Matic's Engineering Department was to determine which coating provided the most protection against harmful build-up and deposits in a wastewater application.


The combination air valves used in the evaluation were cast iron construction with 316 stainless steel trim. In general, the valve's outlet is open and designed to exhaust air during pipeline filling (Figure 1). It will automatically close when fluid enters the valve causing the stainless steel float to rise, thus lifting the stainless steel plug against the Buna-N seat (Figure 2). The valve is used to release air during system start-up and accumulated air during system shutdown or failure. The combination air valve also provides protection from pipeline vacuums by allowing the valve to open as negative pressure develops, admitting air back into the line. This feature reduces the potential for surges created by column separation. Finally, the design of the valve body is elongated to prevent sewage from interfering with the upper mechanism and the bottom of the body is sloped toward the inlet to reduce the buildup of debris.

The SCSD WWTP serves 22,500 residents along with commercial and industrial users. It has a design average flow of 3.3 mgd and an 8 mgd maximum flow. The four combination air valves were installed in a valve vault opposite a submersible pump wet well, downstream from the pumps and upstream from the check valves. The pumps run every few minutes in lead-lag fashion, except during rainy periods when all four pumps may run continuously. Each valve is installed on a raw sewage main and the mains run parallel in the vault (Figure 3). The valves are subjected to harsh raw sewage pumped directly from the plant's mechanical screens.

Val-Matic's Engineering Department compared three different coatings and used the non-coated valve as the control. The interior coatings evaluated include: fusion bonded epoxy (FBE), Teflon<sup>®</sup>, and a two-part epoxy. For each coating, the underside of the cover, baffle, body interior and float were coated prior to assembly. Each valve was then factory tested in accordance with AWWA C512 prior to installation at the SCSD WWTP.



One month after installation, the valves were inspected and tested in place to confirm all four were functioning properly. The valve internals were inspected. After the first month of service, none of the valves showed a build-up of sludge and there was no damage or wear to any parts. The valves were checked periodically for performance during the next three years. In July of 2009, after three years of installation, the valves were removed from the system and inspected. Plant personnel reported that the valves saw equal usage over the three-year period. Backwashing and maintenance were not necessary over the duration of the installation and there were no problems with valve operation.



**Figure 3 – Air Valve Installation**

During the inspection all valve exteriors still displayed the factory epoxy or blue primer coating and did not exhibit excessive corrosion. Then, each valve cover and float mechanism were lifted from the valve and documented. There was no damage or wear to any of the valve mechanisms. All four of the valves were operational and there was no clogging in the valve mechanism or the valve inlet. A summary of the observations are given in Table 1 and illustrated in Figures 4-7.





**Sludge Buildup on Salt Creek Air Valve Interiors**

FIGURE No.	TYPE OF COATING	BODY	COVER	FLOAT	VALVE
		Average Volume (cu in)	Average Volume (cu in)	Average Volume (cu in)	TOTAL VOLUME (cu in)
Fig. 4	None	61.37	6.84	1.01	69.2
<b>Fig. 5</b>	<b>FBE</b>	<b>9.69</b>	<b>0.76</b>	<b>3.03</b>	<b>13.5</b>
Fig. 6	Teflon	19.38	1.9	6.06	27.3
Fig. 7	Epoxy	48.45	1.14	18.18	67.8

**Table 1 – Summary of Valve Interiors After Three Years of Service**

After three years of continuous usage, the 2-inch Val-Matic 802A combination air valves were effective in exhausting and admitting air in the 10-inch pump discharge lines and assisted in quiet check valve operation. George Smith, Maintenance Supervisor at the SCSD WWTP, stated: **“the air valves were essential in preventing slam in our check valves and they operated for three years in raw sewage without the need for backwashing or maintenance.”** Regardless of the type of internal coating, all of the valves performed satisfactorily in wastewater service. The valves with the coated interiors were more resistant to buildup of sludge or debris than the standard valve. Of the coatings evaluated, the FBE provided the greatest overall level of protection (see Table 1, Figure 5). The uncoated 316 stainless steel float had the greatest resistance to buildup of sludge or debris than the coated floats. Satisfied by their performance and low maintenance, the four air valves will remain installed indefinitely.

## Figures 4-7 – Photographs of Valve Interiors



The non-clog design and non-stick FBE coating of the Val-Matic air valves are the perfect solution for severe applications, like that of the SCSD WWTP. As a result of their valve design, the four 802A combination air valves, with various interior coatings, have not required backwashing in nearly four years of service. The extended valve body prevents solid material from reaching the operating mechanism and the bottom is sloped toward the outlet to prevent clogging. The smooth interior coating options are able to withstand harsh wastewater applications, thus reducing the frequency of maintenance. In this application and interior coating comparison, the fusion bonded epoxy (FBE) proved superior. These internally and externally FBE coated valves are holiday tested, include Buna-N seats, stainless steel trim and bolts have been designated as “SuperValves.” The Wastewater SuperValves Series are available from stock in most sizes. Val-Matic air valves meet AWWA C512, and are in accordance with the requirements of the American Recovery and Reinvestment Act 2009 (b). In addition, Val-Matic Valve & Mfg. Corp. has over 40 years experience in providing a full line of air valves and is dedicated to continual improvement as an ISO 9001:2008 Certified Company.

*Rachel Staats is the Marketing Assistant at Val-Matic Valve & Mfg. Corp. She can be reached at 630-941-7600 or at [rjs@valmatic.com](mailto:rjs@valmatic.com)*